

BEER PROCESSING



Š K R L J

**Brew Houses & Micro Brewery
From 2BBL to 30BBL.**

The SK company's roots go all the way back to 1967. In the 1980s, SK company started manufacturing Stainless steel equipment, mostly for winemaking. The Škrlj family designed products based on their own winemaking experience. In 1995, the SK company moved to a new and bigger location. The SK company expanded and started manufacturing Stainless steel beer brewing, pharmacy, and food industry equipment. Today, Škrlj d.o.o. is a company with an established international market that specializes in manufacturing winemaking, beer brewing, and process industry equipment. High-quality products, adaptability, and innovation.

Brew Houses Lines



Compact Brewhouse BHM 250 / 500

All in one compact design. Equipped with an effective cooling and heating system, completely piped and wired, with an integrated pump system, with installed CIP system and sanitary design.

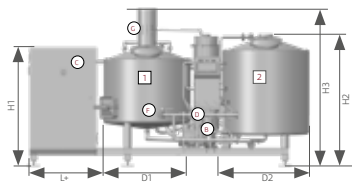
Compact Brewhouses BH2 / BH3

Compact Brewhouses consist of Combi tanks. Brewhouses are completely wired and piped, built on a support frame with perforated walk-on platform. Brewhouses are also available in a configuration for high gravity brewing.


Microbrewery MB2 / MB4 / MB5

Brewhouses offer a variety of different vessel combinations and individual vessels. All brewhouses are fully piped and wired, valves and sensors, integrated pump system.

CALL US NOW:
+1 800 953 3736



SK - BHM 2BBL




SK -BH3 15 BBL



SK -MB2 30BBL



SK -MB4 30BBL



SK - MB5 30BBL

MINI BREWHOUSE	BHM 2BBL O/S	BHM 4BBL O/S	
MM/LT volume (1)	bbl	2.2	4.5
K/W volume (2)	bbl	2.9	5.7
MM/LT diameter (D1)	inch	30.1	41.0
K/W diameter (D2)	inch	34.0	41.0
Height (H1)	inch	50.6	55.7
Height (H2)	inch	50.6	58.6
Total height (H3)	inch	76.4	74.0
Length (L)	inch	93.7	102.0
Length (L+)	inch	/	31.5
Total width (W)	inch	47.2	52.5
Electric power	Kw	20	38

BREWHOUSE BH2 / BH3	BH 7BBL	BH 15BBL	BH HG15BBL	BH 21 BBL	
Max mash volume in tank (1)	bbl	5.6	10	13.2	15.3
Tank volume (2)	bbl	9.7	15.8	23.9	24.8
Tank volume (3)	bbl	11.9	19.4	19.4	27.2
Tank volume (4)	bbl	14	30.2	30.2	43.4
Tank diameter (D1)	inch	52.5	64.4	74.4	78.3
Tank diameter (D2)	inch	52.5	64.4	64.4	75.8
Tank diameter (D3)	inch	50.0	53.9	53.9	66.1
Tank height (H1)	inch	107.5	109.8	111.0	112.2
Tank height (H2)	inch	80.7	84.6	85	87.0
Tank height (H3)	inch	49.2	98.4	98.4	118.1
Grist case height (H4)	inch	45.3	59.5	73.6	74.0
Total length approx. (L)	inch	133.8	146.0	156.0	181.1
Total width approx. (W)	inch	76.7	89.0	98.0	103.9

MICROBREWERY	MB2-30BBL	
Mash / Lauter tun volume (1)	bbl	41
Kettle / Whirlpool volume (2)	bbl	49.5
Hot water tank volume (3)	bbl	60
Cold water tank volume (4)	bbl	60
Tank diameter (D1) _ ID / OD	inch	84.0 / 88.0
Tank diameter (D2)	inch	78.1
Tank diameter (D3)	inch	78.7
Height without grist case (H1)	inch	139.8
Height with grist case (H2)	inch	230.7
Total length approx. (L)	inch	299.2
Total width approx. (W)	inch	192.1

2 - vessel configuration MB2

- Mash / Lauter tun
- Kettle / Whirlpool

MICROBREWERY	MB4-30BBL	
Mash tun volume (1)	bbl	31.9
Lauter tun volume (2)	bbl	49.4
Kettle volume (3)	bbl	48.8
Whirlpool volume (4)	bbl	40.6
Hot water tank volume (5)	bbl	60
Cold water tank volume (6)	bbl	60
Mash mixer diameter (D1)	inch	72.5
Lauter diameter (D2) _ ID / OD	inch	90.0 / 94.0
Kettle diameter (D3)	inch	80.1
Whirlpool diameter (D4)	inch	76.2
HWT/CWT diameter (D5)	inch	78.7
Height without grist case (H1)	inch	140.9
Height with grist case	inch	255.1
Total length approx. (L)	inch	388.1
Total width approx. (W)	inch	241.5

4 - vessel configuration MB4

- Mash tun
- Lauter tun
- Kettle
- Whirlpool

MICROBREWERY	MB5-30BBL	
Lauter tun volume (1, 2)	bbl	49.4
Kettle volume (3, 4)	bbl	48.8
Whirlpool volume (5)	bbl	40.6
Hot water tank volume (6)	bbl	120
Cold water tank volume (7)	gal	120
Lauter diameter (D1) _ ID/OD	inch	90.2 / 93.8
Kettle diameter (D2)	inch	80.1
Whirlpool diameter (D3)	inch	76.1
HWT/CWT diameter (D4)	inch	86.6
Total height approx. (H)	inch	200.4
Total length approx. (L)	inch	384.4
Total width approx. (W)	inch	281.1

5 - vessel configuration MB5

- 2 x Lauter tun
- 2 x Kettle
- Whirlpool

* Dimensions in the tables are approximate and may slightly vary.